

Signal Pendant

LP861_2D 1.0



Suspension

GENERAL PRODUCT INFORMATION:

This product is suitable for damp locations.



This product can be dimmed with a standard incandescent dimmer.

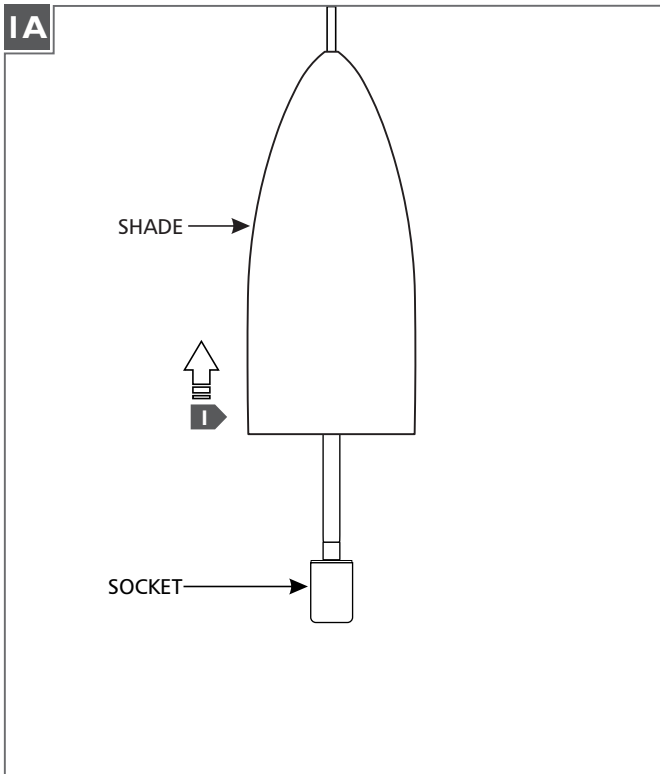
CAUTION - RISK OF FIRE

This product must be installed in accordance with the applicable installation code by a person familiar with the construction and operation of the product and the hazards involved.

Use minimum 90°C supply conductors.

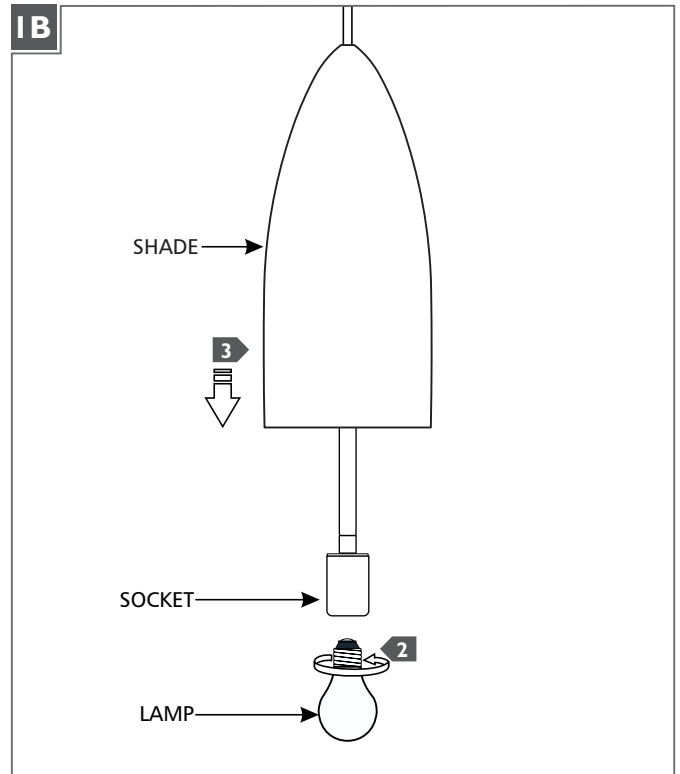


Install the Lamp




CAUTION: To reduce the risk of a burn or electric shock during relamping, disconnect the power to the fixture.

1 Lift the shade up to expose the socket.



Use **MAX** 120 volt **75 Watt** Type A19 Medium Base Lamp.



2 Screw the new lamp into the socket.

3 Lower the shade back on top of the socket assembly.

SAVE THESE INSTRUCTIONS!

LBL

7400 Linder Ave, Skokie, IL 60077

800.323.3226 - 847.626.6300

www.lblighting.com

© 2015 LBL Lighting. All rights reserved. The "LBL Lighting" graphic is a registered trademark of LBL Lighting. LBL Lighting reserves the right to change specifications for product improvements without notification.

A Generation Brands Company