


# Tenur Round Flush Mounts

FM924, FM925 1.0



## GENERAL PRODUCT INFORMATION:

These fixtures are intended to be installed utilizing NEC compliant junction boxes.



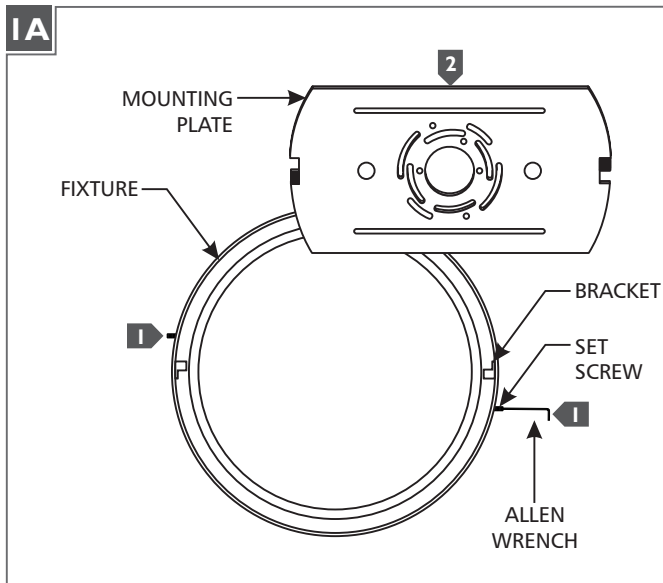
This product is suitable for damp locations.

This product can be dimmed with a low-voltage electronic dimmer.

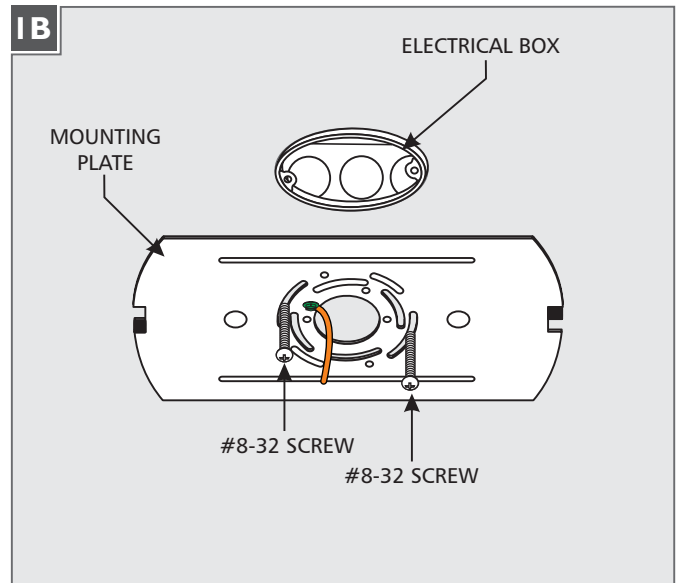
This product may be ceiling or wall mounted.

**CAUTION - RISK OF FIRE**  
 This product must be installed in accordance with the applicable installation code by a person familiar with the construction and operation of the product and the hazards involved.  
 Use minimum 90°C supply conductors.

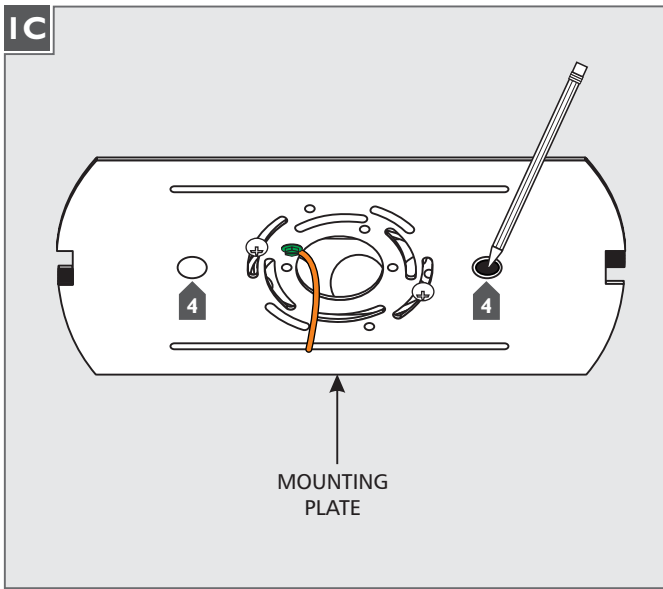
## Install the Mounting Plate



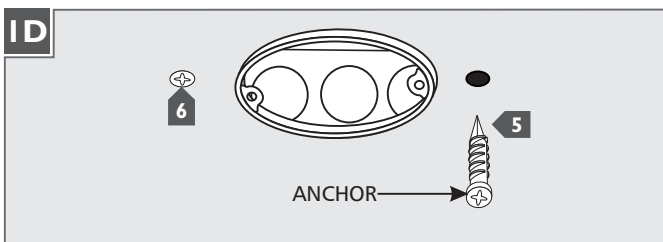
- 1** Loosen (do not remove) the two set screws on the fixture using the provided Allen wrench.
- 2** Separate and remove the mounting plate from the back of the fixture by rotating it counter clockwise out of the brackets.



- 3** For Tenur 10 Only: Secure the mounting plate to the electrical box with the two #8-32 screws. Skip to step 1F.
- For Tenur 12 Only: Temporarily install the mounting plate to the electrical box with the two #8-32 screws.



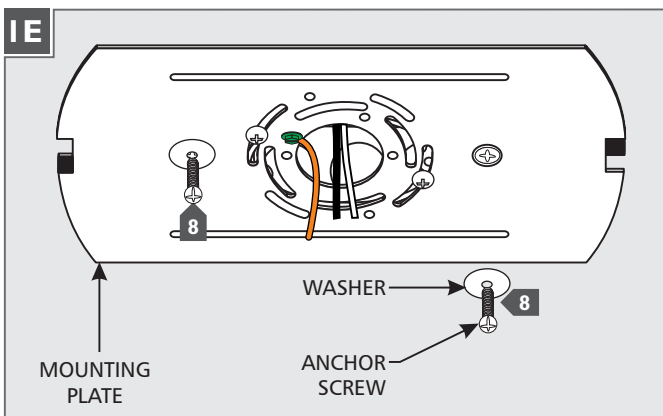
**4** Mark the two anchor locations and uninstall the mounting plate from the electrical box.



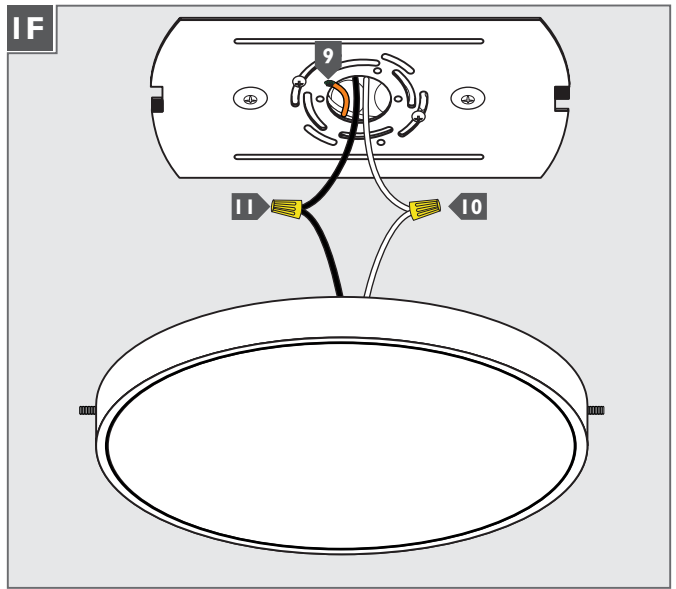
**5** At the marked location, push the anchor in up to the threads.

**6** Screw the anchor the rest of the way in with a screwdriver.

**7** Reinstall the mounting plate to the electrical box.



**8** Secure the mounting plate to the anchors with the washers and anchor screws.



**9** Connect the fixture to a suitable ground in accordance with local electrical codes.

**10** Connect the white driver wire to the neutral power line wire with a wire nut.

**11** Connect the black driver wire to the hot power line wire with a wire nut.

**12** Properly places all wires and wire nut connections into the electrical box and reinstall the fixture to the mounting plate (reversal of step 1A).

**SAVE THESE INSTRUCTIONS!**

**LBL**

7400 Linder Ave, Skokie, IL 60077

800.323.3226 - 847.626.6300

[www.lblighting.com](http://www.lblighting.com)

© 2016 LBL Lighting. All rights reserved. The "LBL Lighting" graphic is a registered trademark of LBL Lighting. LBL Lighting reserves the right to change specifications for product improvements without notification.

A Generation Brands Company