



SLM : LED SLIM PANEL

DESCRIPTION

An ultra-slim, modern LED panel featuring edge-lit design for impressive visual comfort and uniform illumination.

FEATURES

- Available in 1'x4', 2'x2' and 2'x4'
- Acrylic (PMMA) lightguide for superior performance, UV resistance, anti-yellowing, and lumen maintenance
- One for one alternative LED solution to fluorescent troffers
- Thin profile is ideal for shallow plenum spaces
- Contractor-friendly connector-less wiring for faster installs
- Up to 47% energy savings and up to 2 1/2 times longer life (compared to traditional fluorescent troffers)
- Features integral earthquake clips
- Fits standard T-bar and narrow grid drop ceilings

LISTINGS

- DesignLights Consortium® Qualified - meets DLC requirements for efficacy and lumen maintenance
- Select versions DesignLights Consortium® Premium Qualified - meets the requirements for the highest DLC qualification for efficacy and lumen maintenance
- UL Listed for dry/damp locations
- IC Rated for insulation contact

PERFORMANCE

- Rated lifetime L70: 50,000 hours
- 3500K, 4000K, 5000K CCT
- CRI: 80+
- 1'x4': 5000lm @ 40W (125lpw)
- 2'x2': 4000lm @ 40W (100lpw); 3800lm @ 30W (125lpw); 5000lm @ 40W (125lpw)
- 2'x4': 4000lm @ 40W (100lpw); 5000lm @ 50W (100lpw); 5000lm @ 40W (125 lpw); 6200lm @ 50W (125lpw)

ELECTRICAL

- Input voltage: 120-277V; 120-347V
- Dimmable power supply (0-10V)
- Power Factor: >.90
- THD: <20%


THERMAL

- -4°F to 104°F (-20°C to +40°C) operating temperature

WARRANTY

- 5 year limited warranty; see eiko.com for warranty details

project name	type
catalog number	
comments	voltage
approved by	date



APPLICATIONS

- Conference rooms
- Retail
- Offices
- Hospitality
- Healthcare
- Schools
- Reception areas
- Corridors
- Foyer



ORDERING INFORMATION

EXAMPLE: SLM22-38/C5/835-U-D-A

Model	Size	Lumen Package	Efficacy	CRI/CCT	Voltage	Dimming	Product Revision
SLM : LED Slim Panel	14 - 1'x4' 22 - 2'x2' 24 - 2'x4'	38 - 3,800 lm 40 - 4,000 lm 50 - 5,000 lm 62 - 6,200 lm	A0 - 100 lpw C5 - 125 lpw	835 - 80 CRI; 3500K 840 - 80 CRI; 4000K 850 - 80 CRI; 5000K	U - 120-277V H - 120-347V	D - 0-10V Dimming	A - Rev. A

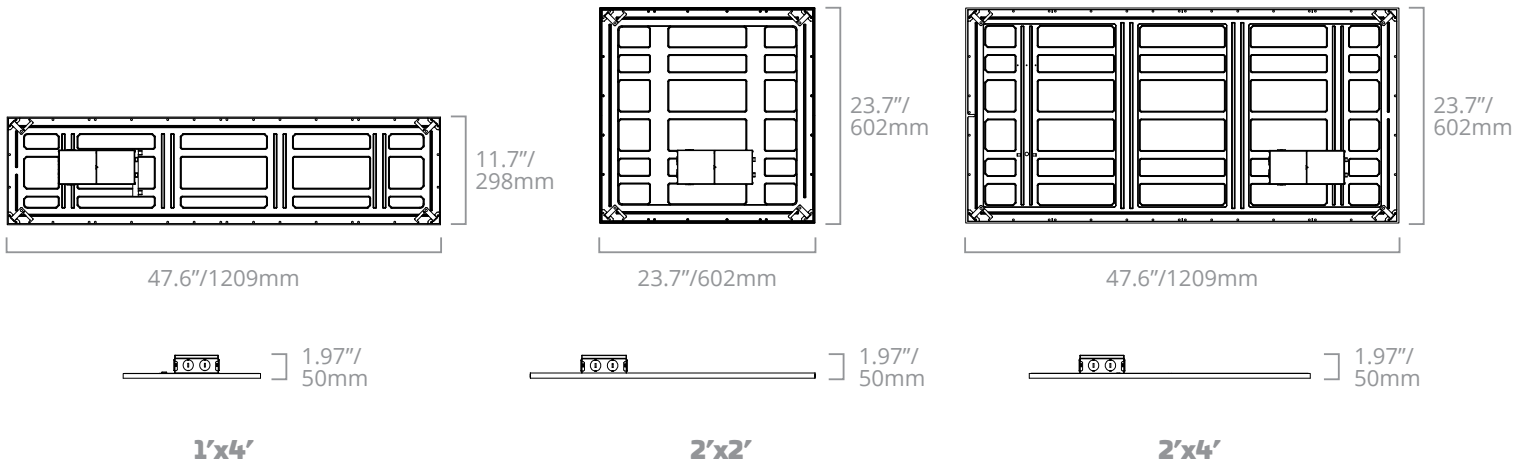
PERFORMANCE SUMMARY

Voltage	DLC	Size	Lumens	Watts	CCT	Item #	Order Code		
120-277V	Standard	2'x2'	4,000	40W	3500K	SLM22-40/A0/835-U-D-A	10495		
					4000K	SLM22-40/A0/840-U-D-A	10496		
					5000K	SLM22-40/A0/850-U-D-A	10497		
		2'x4'			5,000	50W	3500K	SLM24-40/A0/835-U-D-A	10498
							4000K	SLM24-40/A0/840-U-D-A	10499
							5000K	SLM24-40/A0/850-U-D-A	10500
		Premium	1'x4'	5,000	40W	3500K	SLM14-50/C5/835-U-D-A	10394	
						4000K	SLM14-50/C5/840-U-D-A	10395	
						5000K	SLM14-50/C5/850-U-D-A	10396	
			2'x2'	3,800	30W	3500K	SLM22-38/C5/835-U-D-A	10388	
	4000K					SLM22-38/C5/840-U-D-A	10389		
	5000K					SLM22-38/C5/850-U-D-A	10390		
	5,000			40W	3500K	SLM22-50/C5/835-U-D-A	10391		
					4000K	SLM22-50/C5/840-U-D-A	10392		
					5000K	SLM22-50/C5/850-U-D-A	10393		
					3500K	SLM24-50/C5/835-U-D-A	10397		
	2'x4'	5,000	40W	4000K	SLM24-50/C5/840-U-D-A	10398			
				5000K	SLM24-50/C5/850-U-D-A	10399			
				3500K	SLM24-62/C5/835-U-D-A	10400			
		6,200	50W	4000K	SLM24-62/C5/840-U-D-A	10401			
5000K				SLM24-62/C5/850-U-D-A	10402				

120-347V	Standard	2'x2'	4,000	40W	4000K	SLM22-40/A0/840-H-D-A†	10507
					5000K	SLM22-40/A0/850-H-D-A†	10508
		2'x4'	5,000	50W	4000K	SLM24-50/A0/840-H-D-A†	10509
					5000K	SLM24-50/A0/850-H-D-A†	10510

†Canada only

DIMENSIONS



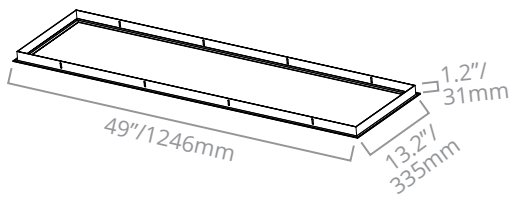
AVAILABLE ACCESSORIES

Order Code	Item #	Description
10367	SLM14-RMK-A	SLM14 Recessed Mounting Kit
09905	SLM14-SM	SLM14 Surface Mount Kit White
10364	SLM14-SMK-A	SLM14 Surface Mounting Kit
10366	SLM22-RMK-A	SLM22 Recessed Mounting Kit
09694	SLM22-SM	SLM22 Surface Mount Kit White
10363	SLM22-SMK-A	SLM22 Surface Mounting Kit
10368	SLM24-RMK-A	SLM24 Recessed Mounting Kit
09695	SLM24-SM	SLM24 Surface Mount Kit White

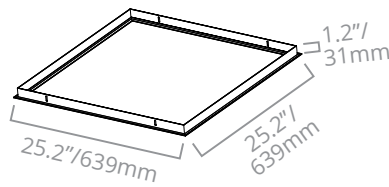
Order Code	Item #	Description
10365	SLM24-SMK-A	SLM24 Surface Mounting Kit
10369	SLM-SCK-A	SLM22/14/24 Suspension Cable Kit
09849	FHSCP-UNV-5WL	5W Emergency Battery Backup
09851	FHSCP-UNV-7.8WL	7.8W Emergency Battery Backup
09850	FHSCP-UNV-10.7WL	10.7W Emergency Battery Backup
09852	FHSCP-UNV-13.7WL	13.7W Emergency Battery Backup
09854	FHSCP-UNV-17WL	17W Emergency Battery Backup

ACCESSORY DIMENSIONS

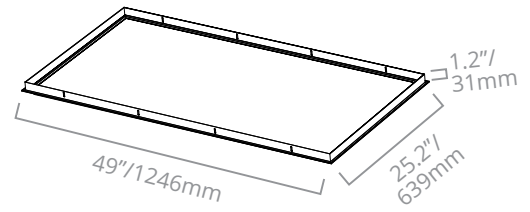
RECESSED MOUNT KIT



SLM14-RMK-A

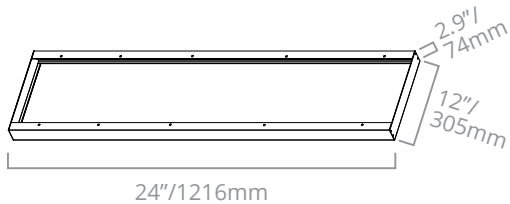


SLM22-RMK-A

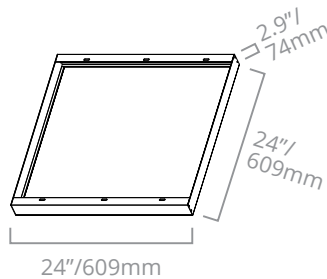


SLM24-RMK-A

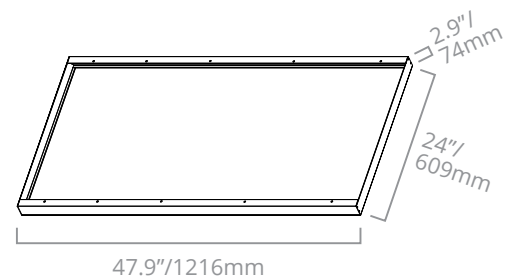
SURFACE MOUNT KIT



SLM14-SMK-A



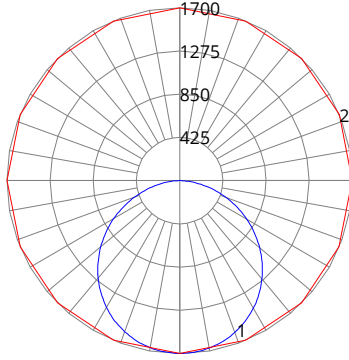
SLM22-SMK-A



SLM24-SMK-A

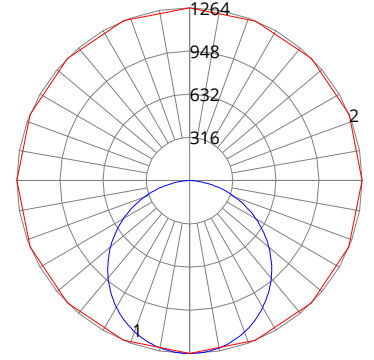
SLM14-50/C5

ZONAL LUMEN SUMMARY		
Zone	Lumens	%Fixture
0-20	623.07	12.6%
0-30	1326.71	26.8%
0-40	2178.72	44.0%
0-60	3866.59	78.1%
0-80	4840.77	97.8%
0-90	4939.79	99.8%
0-180	4950.37	100%



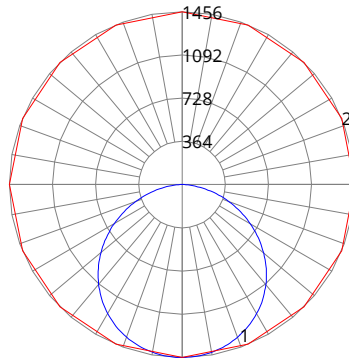
SLM22-38/C5

ZONAL LUMEN SUMMARY		
Zone	Lumens	%Fixture
0-20	463.05	12.6%
0-30	985.98	26.8%
0-40	1619.6	44.0%
0-60	2877.18	78.3%
0-80	3601.28	97.9%
0-90	3669.12	99.8%
0-180	3676.9	100%



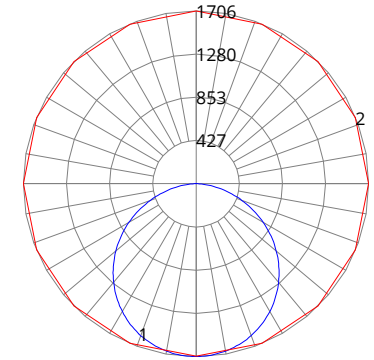
SLM22-40/A0

ZONAL LUMEN SUMMARY		
Zone	Lumens	%Fixture
0-20	533.34	12.6%
0-30	1136.14	26.8%
0-40	1866.32	44.0%
0-60	3316.35	78.2%
0-80	4151.53	97.9%
0-90	4230.2	99.8%
0-180	4239.62	100%



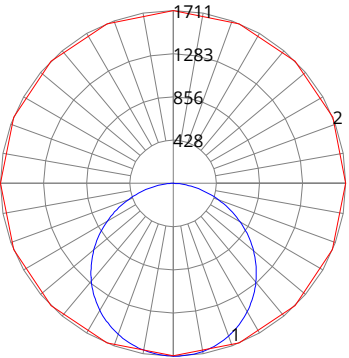
SLM22-50/C5

ZONAL LUMEN SUMMARY		
Zone	Lumens	%Fixture
0-20	625.06	12.6%
0-30	1330.93	26.8%
0-40	2186.16	44%
0-60	3883.73	78.2%
0-80	4861.21	97.9%
0-90	4952.89	99.8%
0-180	4963.61	100%



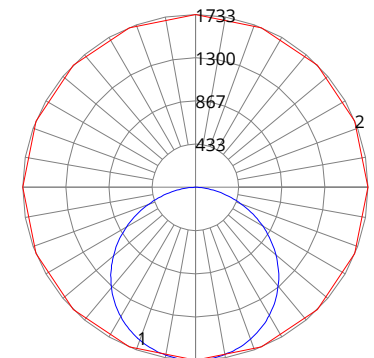
SLM24-50/C5

ZONAL LUMEN SUMMARY		
Zone	Lumens	%Fixture
0-20	626.46	12.7%
0-30	1332.81	26.9%
0-40	2187.49	44.2%
0-60	3881.22	78.4%
0-80	4849.47	97.9%
0-90	4944.27	99.9%
0-180	4951.02	100%



SLM24-50/A0

ZONAL LUMEN SUMMARY		
Zone	Lumens	%Fixture
0-20	635.47	12.6%
0-30	1353.98	26.8%
0-40	2225.65	44.0%
0-60	3959.08	78.2%
0-80	4955.6	97.9%
0-90	5053.27	99.8%
0-180	5061.42	100%



SLM24-62/C5

ZONAL LUMEN SUMMARY		
Zone	Lumens	%Fixture
0-20	760.33	12.6%
0-30	1617.97	26.9%
0-40	2656.17	44.2%
0-60	4714.55	78.4%
0-80	5891.08	97.9%
0-90	6006.13	99.8%
0-180	6015.46	100%

